



UNIVERSITAS MUHAMMADIYAH
SURAKARTA

UMS

ICETIA-RAPI 2020

paralel class

8 December 2020

Jl. A.Yani Pabelan, Kartasura, Surakarta - Indonesia
57162 Telp.: +62-271-717417, Fax. +62-271-715448
Website: www.ums.ac.id, email: ums@ums.ac.id



Topic: ICETIA Fakultas Teknik UMS
Time: Dec 8, 2020 07:00 AM Jakarta

Join Zoom Meeting

[https://us02web.zoom.us/j/84885933975?
pwd=MktodnB1c2Iwam5rcHArV2NBLzc2dz09](https://us02web.zoom.us/j/84885933975?pwd=MktodnB1c2Iwam5rcHArV2NBLzc2dz09)

Meeting ID: 848 8593 3975
Passcode: 567578

ICETIA-RAPI2020



Time**Agenda**

07.00 – 07.30	Registration
08.00 – 08.15	Opening Ceremony and Welcoming Remarks
08.15 – 08.25	Indonesian Raya anthem and Sang Surya
08.25 – 08.35	Opening speech by committee
08.35 – 08.45	Opening speech by the rector
08.45 – 09.00	A glance Fakultas Teknik UMS

Seminar Panel

09.00 – 09.30	1. Keynote Speaker Prof Ir Sarjito MT Phd
09.30 – 10.00	2. Keynote Speaker Dr. Iswandaru Widyatmoko
10.00 – 10.30	3. Keynote Speaker Dr. Karthikeyan Kandan
10.30 – 11.00	4. Keynote Speaker Prof. Anton Satria Prabuwono
11.00 – 13.00	ISHOMA

Presentasi Paralel

13.00 – 16.00	Paralel Presentation
16.00 – 16.30	Distribution of Certificates and Closing

Civil Engineering → Room 1

No	ID
1	106
2	107
3	115
4	128
5	132
6	144
7	164
8	166
9	174
10	181
11	183
12	104
13	185
14	188
15	194

Rename Author Presenter with
ID and Room, for example No
3 → 115.1



Mechanical Engineering → Room 2

Rename Author Presenter with
ID and Room, for example No
10 → 162.2

No	ID
1	109
2	111
3	153
4	155
5	156
6	165
7	101
8	133
9	139
10	162
11	169
12	184



Industrial Engineering → Room 3

No	ID
1	100
2	118
3	119
4	121
5	122
6	124
7	125
8	126
9	127
10	129
11	143
12	150
13	157
14	173
15	175
16	138
17	152
18	159



Electrical Engineering → Room 4

No	ID
1	105
2	110
3	112
4	117
5	142
6	148
7	177
8	178
9	179
10	189
11	130
12	149
13	180



Chemical Engineering → Room 5

No	ID
1	116
2	120
3	131
4	158
5	167
6	176
7	183
8	190
9	195
10	141
11	187



Architecture Engineering → Room 6

No	ID
1	147
2	182
3	186
4	191
5	192
6	113
7	114
8	123
9	170
10	172
11	196



RAPI → Room 7 & 8

No	ID
1	111
2	119
3	120
4	115
5	117
6	121
7	118
8	112
9	106

No	ID
1	105
2	109
3	110
4	102
5	100
6	108
7	114
8	103
9	104
10	113
11	107





Matur Nuwun!!!



PAPER • OPEN ACCESS

Preface

To cite this article: 2021 *J. Phys.: Conf. Ser.* **1858** 011001

View the [article online](#) for updates and enhancements.

You may also like

- [Preface](#)
- [Preface](#)
- [IAEA/WHO International Conference on Low Doses of Ionizing Radiation: Biological Effects and Regulatory Control, Seville, Spain, 17-21 November 1997 \(IAEA-CN-67\)](#)
Richard Wakeford and E Janet Tawn



The Electrochemical Society
Advancing solid state & electrochemical science & technology

243rd Meeting with SOFC-XVIII

Boston, MA • May 28 – June 2, 2023

Accelerate scientific discovery!

Learn More & Register



International Conference on Engineering, Technology, and Industrial Application - ICETIA

Preface

The 2020 Ictetia Seminar carries the theme: Digital Transformation As A Cornerstone To Unlock The Circular Economy's Potential Of The Nation In The New Normal. The lockdown period in Indonesia has an impact on the slowing down of the national scale economy, for this reason the Faculty of Engineering - Muhammadiyah University of Surakarta carries out economic improvements and the development of science and technology from engineering-based researchers through the annual Ictetia international seminar.

Ictetia or the International Conference on Engineering, Technology, and Industrial Application for 2020 will be the 7th year conference held online on 8-9 December 2020. Articles received by 126 engineering fields from various well-known universities in Indonesia. Due to the pandemic period due to the increasing number of sufferers due to Covid-19, the conference process was carried out online using licensed Zoom media. The presentation from the author uses the name according to the ID-Author and is grouped according to the similarity of the study program. Leading researchers from the UK (2 keynote speakers), Saudi Arabia, and Indonesia were invited to deliver keynote addresses regarding the latest research findings in their respective areas of expertise. In order to streamline the presentation process, each author sends a video containing his research exposition with a duration of 7 minutes, which is run by 5 participants at the same time followed by a question and answer session. The same process is applied until all participants have finished presenting the contents of their paper.

All papers received and published in this volume have passed a review team of two to four experts according to strict international standards. However, the final result is still the author fully responsible for the content of their paper. We are grateful for all parties, especially reviewers who have maintained the standards and quality of the manuscript during the review process and also the editor team who converted from Word to Latex.

General chair

Dr. Muhammad Kusban

Organizing committee

General Chair

Dr. Muhammad Kusban – Universitas Muhammadiyah Surakarta - Indonesia

Co-Chair

Prof. Ir. Sarjito , M.T., Ph.D – Universitas Muhammadiyah Surakarta - Indonesia



Content from this work may be used under the terms of the [Creative Commons Attribution 3.0 licence](https://creativecommons.org/licenses/by/3.0/). Any further distribution of this work must maintain attribution to the author(s) and the title of the work, journal citation and DOI.

Dr. Iswandaru Widyatmoko, CEng FCIHT FIAT – Technical Director AECOM, United Kingdom
Yun Arifatul Fatimah – Universitas Muhammadiyah Magelang - Indonesia

Technical Program Committee

Electronics, Electrical, Informatics, Computer Engineering

TPC Chair

Dr. Triwiyanto – Poltekkes Kemenkes Surabaya - Indonesia

TPC Member

Prof. Anton Satria Prabuwono Ph.D. – King Abdulaziz University, Jeddah, Saudi Arabia

Dr. Darfiana Nur – Curtin University, Western Australia

Dr., Ir., Iswanto., S.T., M.Eng., IPM – Universitas Muhammadiyah Yogyakarta - Indonesia

Dr. Iis Hamsir Ayub Wahab – Universitas Khairun, Indonesia

Dr. Istiadi, ST., MT. – Universitas Widyagama Malang - Indonesia

Dr. Fakhriy Hario Partiansyah, ST., MT. – Universitas Brawijaya Malang - Indonesia

Dr. Ahmad Agus Setiawan – Universitas Gadjah Mada - Indonesia

Muhammad Izman Herdiansyah, PhD. – Universitas Bina Darma Palembang - Indonesia

Nurgiyatna, S.T., M.Sc., Ph.D. – UMS Indonesia

Husni Thamrin, S.T., M.T., Ph.D. – UMS Indonesia

Dr., Ir. Bana Handaga, M.T. – UMS Indonesia

Heru Supriyono, S.T., M.Sc., PhD. – UMS Indonesia

Dr. Endah Sudarmilah, S.T., M.Eng. – UMS Indonesia

Dedi Gunawan, S.T., M.Sc., Ph.D. – UMS Indonesia

Prof. Dr. Budi Murtiyasa, M.Kom. – UMS Indonesia

Fajar Suryawan, S.T., M.Eng.Sc., Ph.D – UMS Indonesia

Dr. Ratnasari Nur Rohmah, S.T., M.T. – UMS Indonesia

Dr. Vera Suryani, S.T., M.T. – Telkom University, Bandung Indonesia

Mechanical Engineering

TPC Chair

Prof. Ir. Sarjito, M.T., Ph.D Indonesia

TPC Member

Dr. Dani Harmanto – De Montfort University, United Kingdom

Dr. Karthikeyan Kandan – De Montfort University, Leicester (DMU) United Kingdom

Prof. Erry Yulian T. Adesta, PhD – International Islamic University Malaysia (IIUM) Malaysia

Ir. Aris Widyo Nugroho, ST, MT, Ph.D – Universitas Muhammadiyah Yogyakarta Indonesia

Dr. Joko Triyono, ST., MT. – UNS Indonesia

Muhammad Sudarisman S.Mechs., Ph.D. – Universitas Muhammadiyah Yogyakarta Indonesia

Agus Dwi Anggono, S.T., M.Eng., Ph.D. – UMS Indonesia

Joko Sedyono, S.T., M.Eng., Ph.D. – UMS Indonesia

Supriyono, S.T., M.T., Ph.D. – UMS Indonesia

Tri Widodo Besar Riyadi, S.T., M.Sc., Ph.D. – UMS Indonesia

Ir. Waluyo Adi Siswanto, M.Eng., Ph.D. – UMS Indonesia

Civil Engineering

TPC Chair

Ir. Sri Sunarjono, M.T., Ph.D – UMS Indonesia

TPC Member

Dr. Muslich Hartadi Sutanto – UMS Indonesia

Dr. Iswandaru Widyatmoko – AECOM, United Kingdom
Joni Safaat Adiansyah, ST, M.Sc, Ph.D – Universitas Muhammadiyah Mataram Indonesia
Ir Fitri Nugraheni, MT, Ph.D. – Universitas Islam Indonesia
Mochamad Solikin, S.T, M.T, Ph.D – UMS Indonesia
Nurul Hidayati, S.T., M.T., Ph.D – UMS Indonesia

Chemical Engineering

TPC Chair

Prof. Ir. Subriyer Nasir, M.S., PhD Universitas Sriwijaya Indonesia

TPC Member

Dr. Fatwa Firdaus Abdi – HZB Berlin Germany
Prof. Dra. Kun Harismah, M.Si., Ph.D – UMS Indonesia
Ir Setyawati Yani, ST MT PhD – Universitas Muslim Indonesia
Dr. Akida Mulyaningtyas, S.T., M.Sc. – UMS Indonesia
Dr. Ir. Ahmad M Fuadi, M.T. – UMS Indonesia
Dr. Agung Sugiharto, S.T., M.Eng – UMS Indonesia
Denny Vitasari, S.T., M.Eng.Sc., Ph.D – UMS Indonesia
Ir. Herry Purnama, M.T., Ph.D – UMS Indonesia
Muhammad Mujiburohman, S.T, M.T, Ph.D – UMS Indonesia
Ir. Nur Hidayati, M.T., Ph.D – UMS Indonesia
Rois Fatoni, S.T., M.Sc., Ph.D – UMS Indonesia
Tri Widayatno, S.T., M.Sc., Ph.D – UMS Indonesia

Industrial Engineering

TPC Chair

Yun Arifatul Fatimah, ST.MT.Ph.D. – Universitas Muhammadiyah Magelang Indonesia

TPC Member

Eko Setiawan, S.T., M.T., Ph.D – UMS Indonesia
Hari Prasetyo, S.T., M.T., Ph.D – UMS Indonesia
Dr. Indah Pratiwi, S.T., M.T – UMS Indonesia
Munajat Tri Nugroho, S.T., M.T., Ph.D – UMS Indonesia
Dr. Suranto, S.T., M.M – UMS Indonesia

Architecture

TPC Chair

Dr. Ir. Dhani Mutiari, MT – Universitas Muhammadiyah Surakarta Indonesia

TPC Member

Dr. Nur Rahmawati Syamsiyah, ST., MT – UMS Indonesia
Dr. Rini Hidayati, ST., MT – UMS Indonesia
Wisnu Setiawan, ST., M.Arch., Ph.D – UMS Indonesia
Dr. Ir. Qomarun, MM – UMS Indonesia

PAPER • OPEN ACCESS

Redesign and Remanufacturing the Shot Peening Machine: Model and Experiment

To cite this article: Henny Pasandang Nari *et al* 2021 *J. Phys.: Conf. Ser.* **1858** 012009

View the [article online](#) for updates and enhancements.

You may also like

- [Investigation of residual stress, stress relaxation and work hardening effects induced by shot peening on the fatigue life of AA 6005-T6 aluminum alloy](#)
Martin Ferreira Fernandes, Marcelo Augusto Santos Torres, Maria da Penha Cindra Fonseca et al.
- [Shot peening effects on corrosion behavior of commercial pure titanium in body simulating solution](#)
Marziyeh Nabiee, Arash Fattah-alhosseini and Amir-Hossein Mahmoudi
- [An investigation of the properties of conventional and severe shot peened low alloy steel](#)
Pham Quang Trung, David Lee Butler and Nay Win Khun



The Electrochemical Society
Advancing solid state & electrochemical science & technology

243rd Meeting with SOFC-XVIII

Boston, MA • May 28 – June 2, 2023

Accelerate scientific discovery!

Learn More & Register



Redesign and Remanufacturing the Shot Peening Machine: Model and Experiment

Henny Pasandang Nari¹, Mahadir Sirman¹, Rusdi Nur^{2,*}, M. Iqbal Mukhsen²

¹Mechanical Engineering Study Program, Politeknik Ilmu Pelayaran Makassar, Jalan Salodong Biringkanaya Makassar 90552 South Sulawesi Indonesia. ²Mechanical Engineering Department, Politeknik Negeri Ujung Pandang, Jalan Perintis Kemerdekaan Km. 10 Makassar 90245 South Sulawesi Indonesia.

E-mail: *rusdinur@poliupg.ac.id

Abstract. Stainless steel is a material that is corrosion resistant and can be used as an implant material (type 316L). Cold treatment can only increase stainless steel's hardness, one of which is the shot peening process. This paper aims to remanufacture the shot peening machine for laboratory-scale testing purposes. The methodology used in designing the device, making all the necessary components, assembling it, and testing the shot peening machine with several specified parameters. The conclusion that can be obtained is the shot peening machine has been well designed and remanufactured and has appropriately functioned based on the performance that has been shown in the testing of stainless steel 316L.

1. Introduction

All kinds of human needs are increasing from year to year. Likewise, many problems arise both in the industrial sector and in the world of health. One of the issues that arise from the health sector is stainless steel, which is often used in the medical world. Problem cases occur in the medical world, i.e., the use of stainless steel as an implant material in grafting broken bones. In joining a fractured bone using an implant plate, orthopedic doctors' materials are titanium and stainless steel. The implant material itself must have higher corrosion resistance due to direct contact with the human body. Human body fluids contain many aggressive ions that can cause corrosion, and the implant material must also be malleable to conform to the contours of human bones.

Stainless steel is a material that resistant to corrosion and is easier to form than titanium, so the cost of developing it can be cheaper [1]. However, because the hardness level of stainless steel is below the titanium material, stainless steel needs to go through additional treatment before it is ready to be used as an implant material [2]. Besides, stainless steel has low carbon content, making it challenging to do heat treatment. Therefore, stainless steel is preferable to undergo cold treatment. The cold treatment process is the process of machining [3,4], sandblasting [3,4], and shot peening [5].

This activity uses the shot peening method on the stainless steel surface, which can change the material's surface structure due to the impact of the steel shot. The shot peening process can increase the surface hardness of the stainless steel implant material. With the method of firing the steel shot to the stainless steel material's surface, it is hoped that abrasive will not



Content from this work may be used under the terms of the [Creative Commons Attribution 3.0 licence](https://creativecommons.org/licenses/by/3.0/). Any further distribution of this work must maintain attribution to the author(s) and the title of the work, journal citation and DOI.

occur due to abrasion by the steel shot itself. The use of steel shot is a method that is friendly to health than the sandblasting way that uses silica sand which can adversely affect the respiratory tract inhaled during the spraying process. This paper aims to redesign and remanufacture the shot peening machine for laboratory-scale testing purposes.

2. Methodology

In this part of the methodology, the remanufacturing process will be explained along with the working process, and then experimented with predetermined parameters.

2.1. Materials and Tools

The material to be used in the shot peening machine testing is stainless steel AISI 316L. While the steel balls used for shooting the material is steel shot type S-230 with 0.6 mm diameter.

2.2. Remanufacturing and Assembly

The shot peening machine consists of several components, both made and purchased. The parts purchased are the spray gun, the suction hose, the host connected to the compressor, and the specimen holder's vise, while the other components have several parts as described in table 1.

2.3. Experimental setup

The shot peening machine has already made all the components entirely and assembled them to function correctly. Next, the experiment is carried out by referring to the experimental schematic as shown in Figure 1. The parameters used in the test are the shooting time variation (0, 15, 30, 45, and 60 minutes) and the shooting angle (0° and 45°).

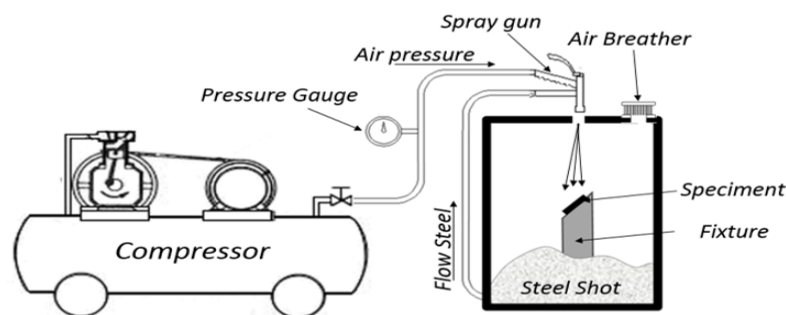


Figure 1: Schematic of shot peening process

3. Results and Discussion

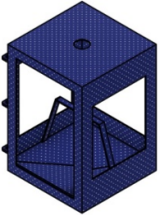

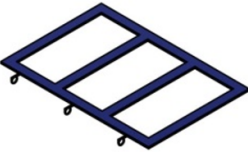
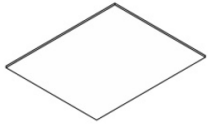
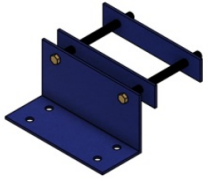


In this section, the results of remanufacturing shot peening machines will be described clearly and will be accompanied by discussion.

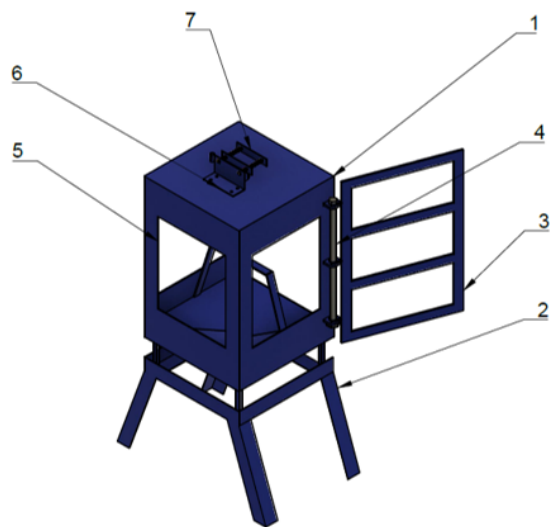
3.1. Results

The shot peening machine has been remanufacturing and can be seen in Figures 2 and 3.

The following table shows the average results for all specimen testing, namely the surface roughness test and the material hardness test.

Table 1: Part of the shot peening machine includes the process and tools used

No.	Components	Making process	Materials and Tools
1.	Frame 	<ul style="list-style-type: none"> • Cutting a plate (thickness of 2 mm) according to a predetermined size • Cutting brackets according to the specified size • Connecting each part using electric welding • Perforating the parts that have been determined for the installation of components 	<ul style="list-style-type: none"> • The st-37 plate of 2mm thickness • brackets • Electrodes • Hand Grinder • Welding machine • Steel ruler • elbow ruler
2.	Base 	<ul style="list-style-type: none"> • Cutting a 40 x 40 bracket to the specified size • Connecting the brackets according to a predetermined size using an electric welding machine 	<ul style="list-style-type: none"> • Brackets • Electrodes • Hand Grinding • Welding machine • Steel ruler • Elbow ruler
3.	Door 	<ul style="list-style-type: none"> • Cutting the metal strip (20 x 5 mm) to the specified size • Cutting acrylic (5 mm thickness) to predetermined sizes • Cutting a 3 mm thickness plate to be used as a hinge • Making bolt holes in iron and acrylic using a drill • Connecting the plate to be used as a hinge to the metal strip • Connect the acrylic to the metal strip that has been fixed using bolts and double tape 	<ul style="list-style-type: none"> • Metal strip (20 x 5 mm) • Plate (3mm thickness) • Acrylics (5mm thickness) • Bolt (5 mm) • Double tape • Hand Grinder • Drill machine • Drill bit (5 mm)
4.	Acrylic wall 	<ul style="list-style-type: none"> • Cutting three pieces of acrylic in sizes 470 x 320 each • Drilled several parts to support the installation of other components 	<ul style="list-style-type: none"> • Acrylic (5 mm thickness) • Hand grinder • Drilling machine
5.	Stand for Spray Gun 	<ul style="list-style-type: none"> • Cutting the plate according to the predetermined size • Drilled several parts to support the installation of other components 	<ul style="list-style-type: none"> • Plate • Drill bit • Bolt • Nut • Hand grinder • Drilling machine
6.	Door hinge shaft 	<ul style="list-style-type: none"> • Connect the nut on the hinge by welding it as a holder 	<ul style="list-style-type: none"> • Nut • Shaft • Electrode • Welding machine • Hand grinder
7.	Stopper for Spray Gun 	<ul style="list-style-type: none"> • Cutting the plate according to the predetermined size • Drilled several parts to support the installation of other components 	<ul style="list-style-type: none"> • Plate • Drill bit • Hand grinder



Description:

1. Frame
2. Base
3. Door
4. Door hinge shaft
5. Acrylic Wall
6. The base for the Spray gun
7. Lock for Spray gun

Figure 2: Design of shot peening machine



Figure 3: Result of remanufacturing the shot peening machine

Shooting Time (minute)	Surface Roughness (Ra)		Hardness (BHN)	
	Angle shoot 0o	Angle shoot 45o	Angle shoot 0o	Angle shoot 45o
0	0.10	0.38	117.56	117.56
15	2.55	2.26	146.38	138.46
30	2.40	2.11	148.84	142.26
45	2.26	2.06	149.11	144.15
60	2.25	2.04	150.54	146.68

3.2. Discussion

Based on the results of remanufacturing the shot peening machine and testing data has been performed, it can be said that the surface roughness obtained will increase sharply after shooting

the specimen for the first 15 minutes. In the next 15 minutes, the resulting surface roughness decreased slightly. The surface roughness did not change significantly after 45 minutes and 60 minutes, as shown in Figure 4. The effect of surface roughness on shooting time showed the same trend for 0° and 45° shooting angles, respectively. Similar results were obtained in the study by Mukhsen et al. [6], in which it was concluded that the timing of firing influenced the surface roughness induced in the shot peening. The effects of shot peening conditions on medium carbon steels' surface characteristics with different heat treatments were investigated [7]. 3D finite element modeling was used to determine surface topography changes affected by the shooting parameters and processing time [8]. In addition to finite element modeling, other researchers have also discussed the stability and reduction of extensive test features [9–23]. Other studies investigate the influence of controlled shot peening (CSP) parameters (S110, S230, S330, and S550) on the treated material [24].

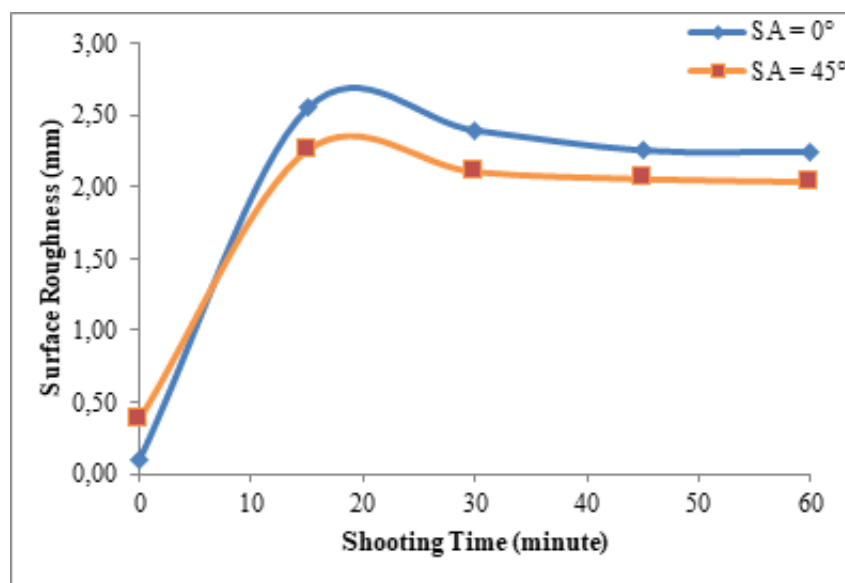


Figure 4: Surface roughness in different shooting time for the shot angle of 0° and 45°

Meanwhile, for the material hardness response, there is a similarity between the surface roughness responses. The hardness obtained will increase after shooting the specimen for the first 15 minutes. In the next 15 minutes, the resulting hardness increased slightly. The hardness did not change significantly after 45 minutes and 60 minutes, as shown in Figure 5.

The effect of surface roughness on shooting time showed the same trend for 0° and 45° shooting angles, respectively. In a similar study, the results of shot peening conditions on medium carbon steels' surface characteristics with different heat treatments were investigated [7]. The hardness of the surface was considerably lowered during the tempered workpiece was shot-peened. The hardness distribution shows work softening near the surface. In another study, the main objective was to determine the main factors of the shot peening (SP) process of AISI 1060 high carbon steel on microhardness, grain size, and residual stress [25].

4. Conclusion

Based on the results of the redesign, remanufacturing, and experiments on the shot peening machine, it can be concluded as follows: The shot peening machine can be adequately and wholly remanufactured to the specifications in the shot peening test, which is intended for laboratory-scale purposes. The shot peening machine's performance also provides a reliable ability to increase the hardness and the surface roughness desired for the implant material.

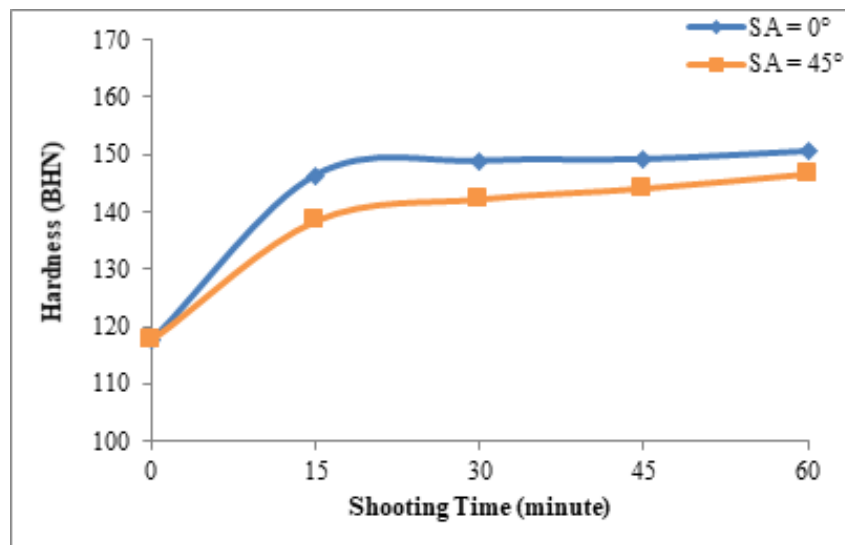


Figure 5: Hardness in different shooting time for the shot angle of 0° and 45°

References

- [1] Gurappa I 2002 Characterization of different materials for corrosion resistance under simulated body fluid conditions *Mater Charact.* 49(1)73–9
- [2] Iqbal M, Prasetya D, Mahardika M, Suyitno S, Arifvianto B, Prihandana GS, et al. 2011 The effect of sandblasting on AISI 316L stainless steels In *Prosiding Industrial Research Workshop and National Seminar*. p. 58–61
- [3] Elias CN, Oshida Y, Lima JHC, Muller CA 2008 Relationship between surface properties (roughness, wettability and morphology) of titanium and dental implant removal torque *J Mech Behav Biomed Mater.* 1(3)234–42
- [4] Piattelli A, Scarano A, Piattelli M, Calabrese L 1996 Direct bone formation on sandblasted titanium implants: an experimental study *Biomaterials.* 17(10)1015–8
- [5] Oshida Y, Sachdeva R, Miyazaki S, Daly J 1993 Effects of shot-peening on surface contact angles of biomaterials *J Mater Sci Mater Med.*
- [6] Mukhsen MI, Nur R, Af Yusuf MA, Rakka C 2020 The influence of shooting conditions during shot peening of stainless steel on surface roughness In *IOP Conference Series: Materials Science and Engineering*.
- [7] Harada Y, Yakura R 2010 Effect of shot peening on surface characteristics of carbon steel with different heat treatments In *AIP Conference Proceedings*.
- [8] Bagherifard S, Ghelichi R, Guagliano M 2012 Numerical and experimental analysis of surface roughness generated by shot peening *Appl Surf Sci.*
- [9] Shiyi Liu, Zhenning Su, Ming Li, and Longtan Shao. Slope stability analysis using elastic finite element stress fields. *Engineering Geology*, 273:105673, 2020.
- [10] Yufeng Tian and Zhanshan Wang. A new multiple integral inequality and its application to stability analysis of time-delay systems. *Applied Mathematics Letters*, 105:106325, 2020.
- [11] Mustafa Turkyilmazoglu. Single phase nanofluids in fluid mechanics and their hydrodynamic linear stability analysis. *Computer Methods and Programs in Biomedicine*, 187:105171, 2020.
- [12] M. Kusban, A. Susanto, and O. Wahyunggoro. Feature extraction for palmprint recognition using kernel-pca with modification in gabor parameters. In *2016 1st International Conference on Biomedical Engineering (IBIOMED)*, pages 1–6, 2016.
- [13] S. Dale, H. M. Silaghi, and C. Costea. Procedural and software development of a liapunov-based stability analysis method for interpolative-type control systems. In *2013 17th International Conference on System Theory, Control and Computing (ICSTCC)*, pages 156–159, 2013.
- [14] S. Lian, S. Minami, S. Morii, and S. Kawamoto. Analysis method of voltage stability for bulk power system by p-v and q-v curves considering dynamic load. In *2009 IEEE/PES Power Systems Conference and Exposition*, pages 1–6, 2009.
- [15] S. Lian, S. Minami, S. Morii, and S. Kawamoto. A novel construction method of decentralized systems and stability analysis for bulk power system. In *2009 IEEE Power Energy Society General Meeting*, pages 1–6,

- 2009.
- [16] A. Monica and Narayanappa. Transient stability analysis of tngt power system. In *2014 IEEE 8th International Conference on Intelligent Systems and Control (ISCO)*, pages 149–154, 2014.
 - [17] A. V. Platonov. Stability analysis for nonlinear mechanical systems with non-stationary potential forces. In *2020 15th International Conference on Stability and Oscillations of Nonlinear Control Systems (Pyatnitskiy's Conference) (STAB)*, pages 1–4, 2020.
 - [18] R. Safari and B. Tavassoli. Stability analysis of networked control systems with generalized nonlinear perturbations. In *2014 Smart Grid Conference (SGC)*, pages 1–6, 2014.
 - [19] L. Shen and H. Xiao. Delay-dependent robust stability analysis of power systems with pid controller. *Chinese Journal of Electrical Engineering*, 5(2):79–86, 2019.
 - [20] H. Xuedong, D. Ruhui, C. Gengxin, L. Zhi, and X. Shangxue. The research and application of stability control system operated on qipanjing industrial park isolated power system. In *2016 China International Conference on Electricity Distribution (CICED)*, pages 1–4, 2016.
 - [21] Y. Yang and H. Shu. Power system stability analysis and control based on pmu. In *2011 International Conference on Computer Science and Service System (C3SS)*, pages 3376–3379, 2011.
 - [22] Muhammad Kusban, Adhi Susanto, and Oyas Wahyunggoro. Combination a skeleton filter and reduction dimension of kernel pca based on palmprint recognition. *International Journal of Electrical and Computer Engineering (IJECE)*, 6:3255–3261, 12 2016.
 - [23] W. Yu, Y. Xue, J. Luo, M. Ni, H. Tong, and T. Huang. An uhv grid security and stability defense system: Considering the risk of power system communication. *IEEE Transactions on Smart Grid*, 7(1):491–500, 2016.
 - [24] Mylonas GI, Labeas G 2011 Numerical modelling of shot peening process and corresponding products: Residual stress, surface roughness and cold work prediction Surf Coatings Technol.
 - [25] Maleki E, Unal O, Reza Kashyzadeh K 2019 Efficiency Analysis of Shot Peening Parameters on Variations of Hardness, Grain Size and Residual Stress via Taguchi Approach Met Mater Int.

ICETIA—2020

*Digital Transformation As A Cornerstone To Unlock The Circular
Economy's Potential Of The Nation In The New Normal*

Certificate of Presenter

Awarded to *Mahadir Sirman* from *Politeknik Ilmu Pelayaran Makassar* has participated in the 7th **International Conference on Engineering, Technology, and Industrial Application** at a *webinar* with the title: '*Redesign and Remanufacturing the Shot Peening Machine: Model and Experiment*' organized by Fakultas Teknik - Universitas Muhammadiyah Surakarta, from 8 – 9 December 2020.



[Signature]
Ir. Sri Sunarjono MT. PhD.
Dean



ICETIA

[Signature]

Dr. Muhammad Kusban
General Chair